



D28 WA TECHNICAL SPECIFICATIONS

D28WA



GENERAL CHARACTERISTICS

Length overall	8,25 m
Hull length	7,90 m
Beam	2,70 m
Draft - hull	0,45 m
Light Displacement	2375 kg
Fuel capacity	340 L
Fresh water capacity	80 L*
Black water capacity	30 L*
Minimum engine	200 HP
Maximum engine	500 HP
Top speed range	32 - 50 knot
Cabins	1
Berth	2
Max people on board	6 / 9
Design category	CE Cat. B / C
Hull	Twin stepped deep-V
Hull design	Adam Younger Design
Design by	Epikworks & Dromeas Design Studio
Engineering by	Gurit & Dromeas Engineering



Optional Equipment are mentioned with an Asterix, *.



STANDARD EQUIPMENT

CONSTRUCTION

HULL & DECK

White gelcoat hull & deck
 Vinylester skincoat
 Vinylester infused PVC foam-cored sandwich GRP hull & deck
 Vinylester infused PVC foam-cored sandwich GRP bulkheads
 Closed cell PU formed GRP structure
 Vinylester infused structural construction

DECK GEAR

Heavy duty rub rail
 Self draining cockpit
 Non-skid decking
 Trailer winch ring
 Self draining anchor locker
 Stainless steel bow roller
 Stainless steel deck hand rails
 2 forward stainless steel mooring cleats
 2 midship stainless steel cleats
 2 aft stainless steel mooring cleats
 Stainless steel pulpit
 Swimming platform
 Folding swim ladder
 Storage lockers under the cockpit floor

COCKPIT & DECK

Forward glass windscreen
 Lateral side windscreens
 Dive door with swim ladder
 Foredeck sunbed cushions
 Rod holders on side decks - 2

HELM STATION

Integrated performance console
 Dashboard with engine control & space for nav. station
 Electrical instrument switches
 Pilot and co-pilot seats
 Compass
 Horn
 Fuel gauges
 Cupholders
 Console hand rails
 Galley under pilot seating
 Storage (optional fridge space)
 Storage spaces
 12V & USB outlet

COCKPIT WETBAR (under pilot seat)

Stainless steel sink and tap
 Drawers
 Storage (optional fridge space)
 Storage spaces

BELOW DECK

Sliding entrance to companionway
 Deck windows
 Access to head
 Access to technical areas
 Storage spaces
 LED ceiling lights
 12V & 2 x USB outlets

FORWARD CABIN

Hull windows
 Opening deck access hatch
 Double bed
 Storage under bed
 Access to hull & bow thruster under bed
 Reading lights

HEAD

Access from companionway
 Opening deck hatch
 Sink and tap with fresh water option
 Shower (with fresh water option)
 Mirror
 Storage spaces
 Ceiling LED lights
 Access to technical areas

MECHANICAL EQUIPMENT

Hydraulic steering with adjustable Dromeas steering wheel
 Stainless steel fixed fuel tank with deck fillers
 Electrical & manual bilge pumps
 Windscreen wipers

ELECTRICAL SYSTEMS & LIGHTING

Start battery, 1x 110 Ah incl. with engine
 Service battery, 1 x 110 Ah
 Electrical systems control panel
 Navigation lights
 Interior indirect LED lighting

OPTIONS

DECK GEAR

Electrical windlass with remote control
Aft roller for rear anchor
Additional swim ladder with grab rails

EXTERIOR COMFORT

Carbon-fibre T-Top with LED lighting
T-Top stainless steel roll bar
T-Top aft arch with 4 rod holders
Aft folding cockpit bench
Removable aft cockpit table with conversion to sunbed (requires both benches for sunbed conversion)
Aft fwd seating with conversion to double forward seating
Safety doors
SeaDek decking on cockpit floor & swim platform
Teak decking on cockpit floor & swim platform
Esthec decking on cockpit floor, side decks & swim platform
Aft cockpit removable tent (incl. carbon fibre poles)
Removable foredeck tent (incl. carbon fibre poles)
Removable folding cockpit table with conversion to sunbed - forward
Anchor locker cushions
Rod holders on side decks - 4
Oxygenated livewell - requires wetbar
Outriggers
Sea water pump for deck wash
Waterski pole

HELM STATION

Sink and tap (with fresh water system)
Refrigerator - 40L
Single gas hob

COCKPIT WETBAR

Cockpit wetbar
Refrigerator - 40L
Additional refrigerator - 40L
Single gas hob
Electrical grill, 220V - requires Inverter

HEAD

Optional manual toilet with seawater system with 30L holding tank & deck pump-out
Upgrade to electrical toilet with seawater system with 30L holding tank & deck pump-out

MECHANICAL EQUIPMENT

Bow thruster
Trim tabs
Fresh water system in head and wetbar sink and tap with 80 Liter tank and stainless steel deck filler
Cockpit shower - requires fresh water system
Hot water system, 220V
Offshore fuel tank, upgrade to 450 Lt.
Windscreen wash
Webasto diesel heating system
Seakeeper stabilization system

ELECTRICAL SYSTEMS & LIGHTING

Additional 12V battery
Chain counter
Search light
Shore power connection 220V & Battery charger (25A)
Cockpit LED courtesy lights
Solar Energy Pack, 1 x 100W
Underwater lights
Inverter, 750W

NAVIGATION SYSTEMS

Navigation Package 1 - GARMIN GPSMAP 922 - 1 x 9" MFD Chartplotter, Transducer, Navionics Map Package, VHF 115i
Navigation Package 2 - GARMIN GPSMAP 1222 - 1 x 12" MFD Chartplotter, Transducer, Navionics Map Package, VHF 115i
VHF - GARMIN 115i
Transducer - Depth & temperature
GARMIN GPSMAP 922 - 1 x 9" MFD Chartplotter
GARMIN GPSMAP 1222 - 1 x 12" MFD Chartplotter
GARMIN GPSMAP 922 - 2 x 9" MFD Chartplotter
GARMIN GPSMAP 922 - 2 x 12" MFD Chartplotter
GARMIN Radar GMR 18 HD+
GARMIN Fishfinder T 1500W CHIRP Sonar Module

ENTERTAINMENT SYSTEMS

Fusion Marine Stereo Sound System, Control Unit RA70 with bluetooth & 2 speakers
Fusion Sound System Upgrade 1 - additional 2 speakers (requires Fusion Sound System)
Fusion Sound System Upgrade 2 - 5 ch. Amplifier & subwoofer (requires Fusion system & Fusion upgrade 1)

COVERS

Canopy closing under T-Top
Winter cover
Aft cockpit cover
Forward cockpit cover
Wetbar cover
Console cover

ANCHORING & MOORING

Anchoring Kit - 6 kg galvanized Delta type anchor & 6 mm. 30 m. Galvanized calibrated chain
Mooring Kit - 4 x 10 M 14 mm ropes for docking, 4 Dromeas Yachts fenders

ENGINE OPTIONS

Mercury FourStroke 1 x 250 HP V8 - with VV 502 5" Multi Display
Mercury FourStroke 1 x 300 HP V8 - with VV 502 5" Multi Display
Mercury FourStroke 2 x 200 HP V6 - with VV 502 5" Multi Display
Mercury Verado 2 x 250 HP V8 - with VV 502 5" Multi Display



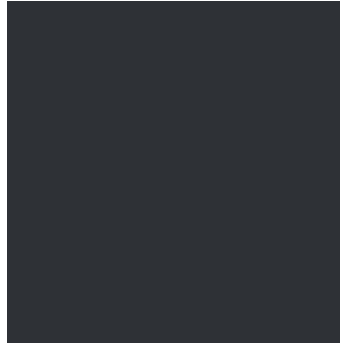
HULL COLOUR SELECTION

Pure White (Standard)
RAL 9010

Military Light Gray
RAL 7030

Anthracite Gray
RAL 7011

Fisherman's Blue
RAL 5026





SILVERTEX UPHOLSTERY SELECTION

Titanium

Mandarin

Jet

Taupe



Transport, crane costs & boat launch preparations are not included. The presented models are not binding. Dromeas Yachts reserves the right to change the prices and the equipment without prior information, as well as the technical data our models. The performance of the boat vary on the equipment installed. All taxes, registration, customs, marina and etc costs are customers' responsibility. All rights reserved. Dromeas Yachts 2021